

Scaled data based on original data using
LM-79-08 Approved Method: Electrical and Photometric Measurements of Solid-
State Lighting Products

Test Report Prepared for
Cooper Lighting Solutions
(formerly Eaton)

Brand: McGRAW-EDISON

Report Number: P451598

Luminaire Tested: **GALN-SA2C-727-U-T1**

Issue Date: 1/4/2021

Test Information

Test Method: LM-79-08
Report Number: P451598
TEST IS SCALED FROM IESNA LM-79-08 TEST DATA (G3-2011-042-5)
Test Lab: INNOVATION CENTER
Issue Date: 1/4/2021
Manufacturer: COOPER LIGHTING SOLUTIONS (FORMERLY EATON)
Product Line: McGRAW-EDISON
Catalog Number: GALN-SA2C-727-U-T1
Description: GALLEON AREA AND ROADWAY LUMINAIRE
(2) 70 CRI, 2700K, 1050mA LIGHTSQUARES WITH 16 LEDS EACH AND TYPE I OPTICS
Light Source: -
Ballast/Driver: ELECTRONIC DRIVER

Summary

Lumens per Lamp: N/A
Luminaire Lumens: 11803 lumens
Efficiency: N/A
Efficacy: 109.3 lumens/watt
Luminous Opening: Rectangular (W 0.5' x L: 1' x H: 0')
IES Classification: Type I - Short
BUG Rating: B3 - U0 - G3

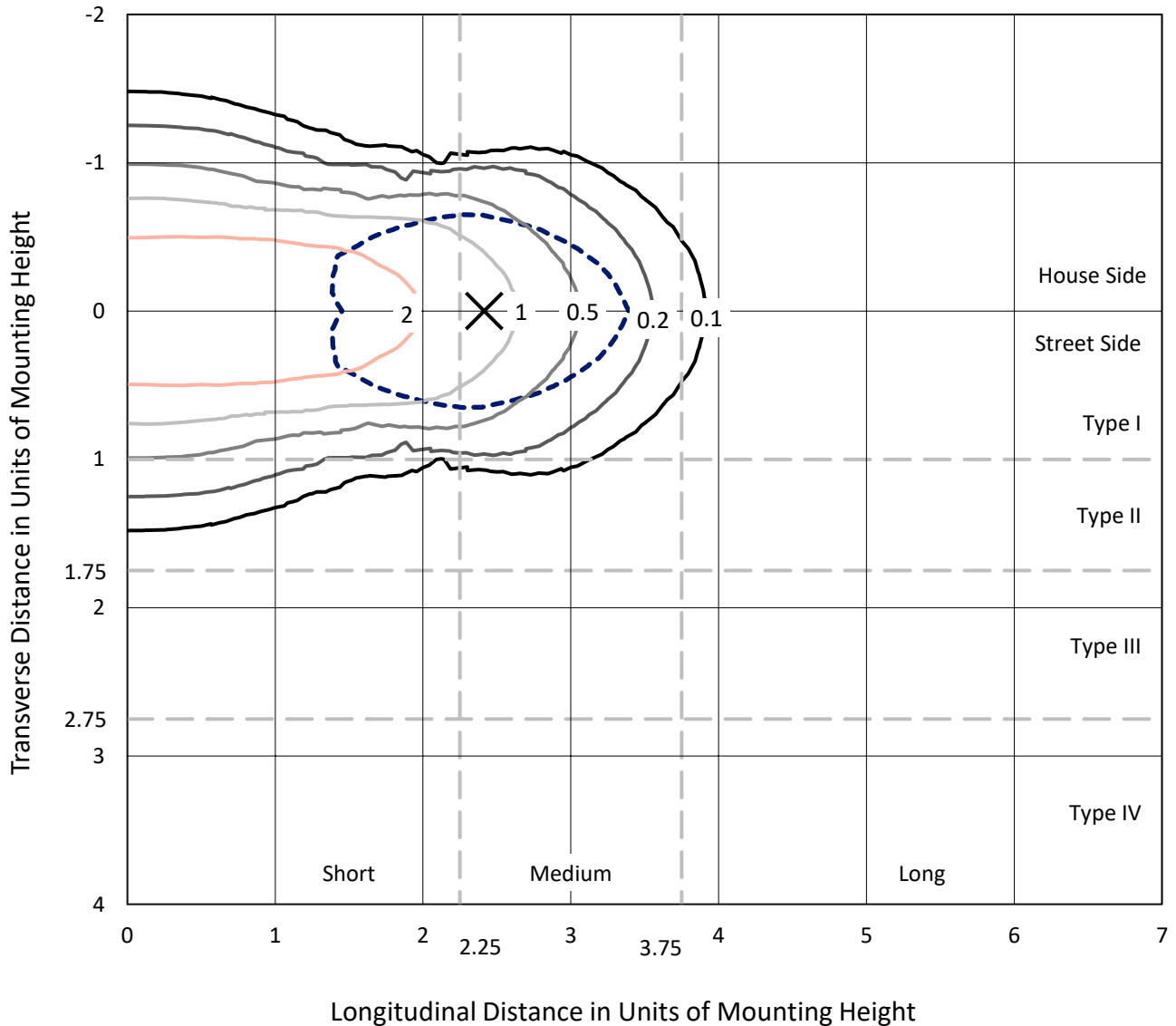
Input Watts (W): 108
Input Voltage (V): NR
Input Current (A_{in}): NR
Voltage Rise (V): NR
Power Factor: NR
Total Harmonic Distortion (THDi): NR
Frequency (hertz): 60
Stabilization Time: NR
Operation Time: NR
Ambient Temperature (°C): NR
Test Distance: 24 FT



REPORT NUMBER: P451598
 CATALOG NUMBER: GALN-SA2C-727-U-T1

Iso-Footcandle Lines of Horizontal Illumination

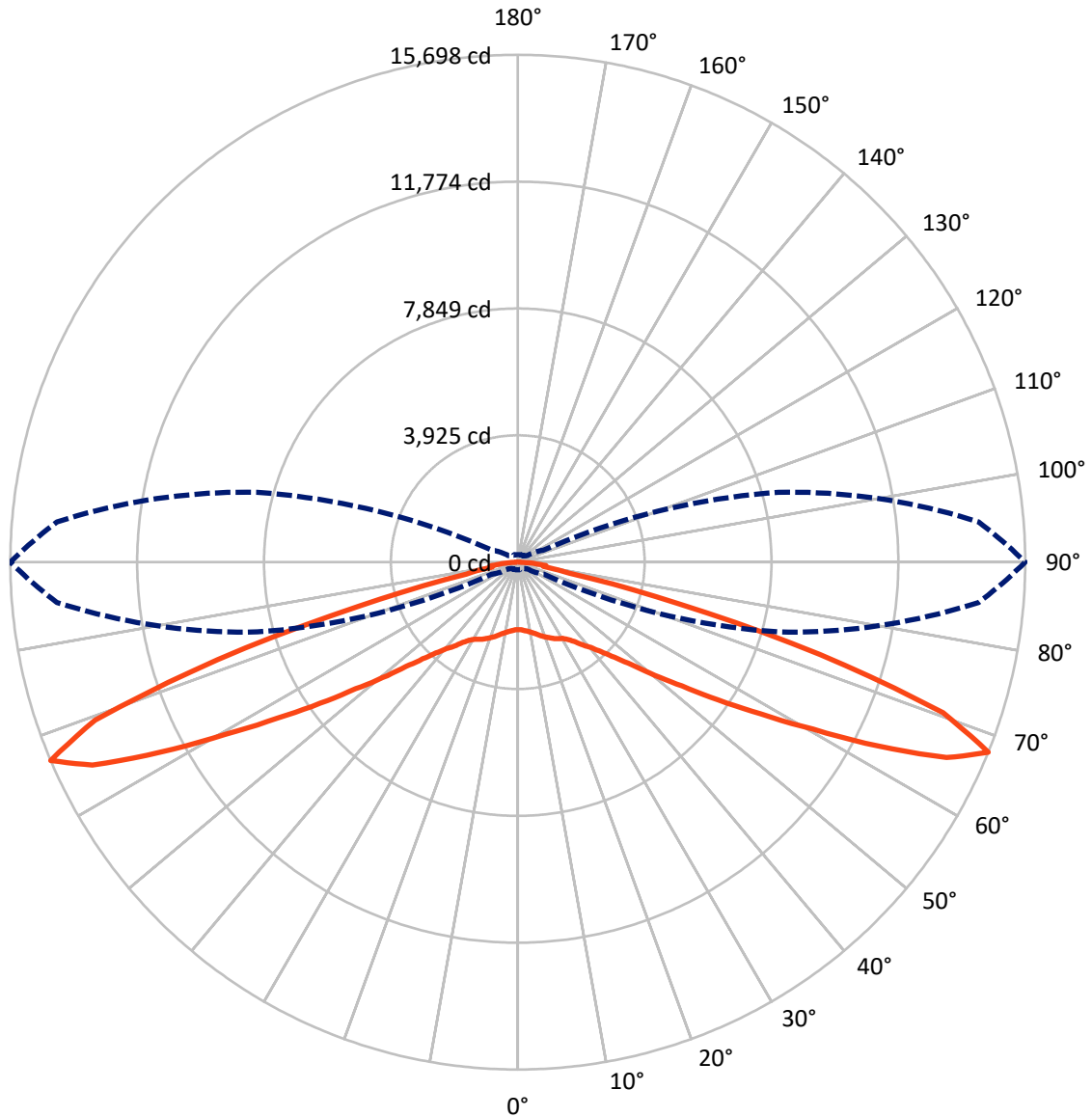
× Max cd
 - - - 1/2 Max cd



Based on 25 foot mounting height. Maximum calculated value = 3.5 fc
 Type I - Short - N/A

REPORT NUMBER: P451598
CATALOG NUMBER: GALN-SA2C-727-U-T1

Luminous Intensity Polar Plot



— Vertical Plane Through 90-Deg Lateral - - - Horizontal Cone Through 67.5-Deg Vertical

REPORT NUMBER: P451598

CATALOG NUMBER: GALN-SA2C-727-U-T1

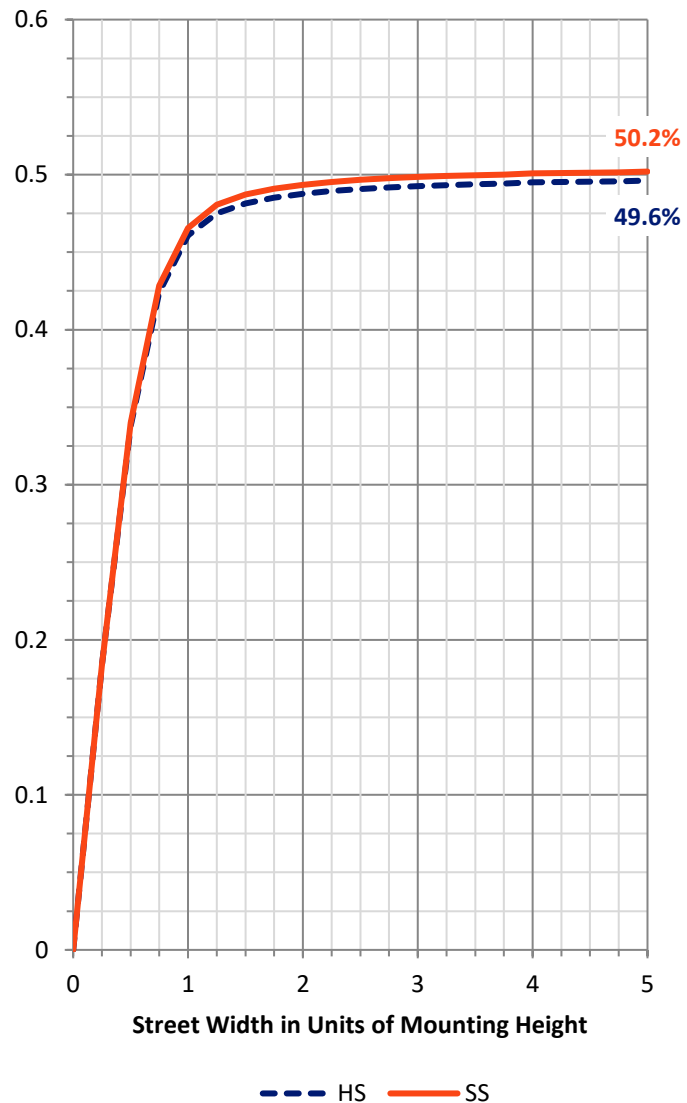
FLUX DISTRIBUTION:

		Downward	Upward	Total
House Side	Lumens	5901.5	0.0	5901.5
	% Fixture	50.0	0.0	50.0
Street Side	Lumens	5901.5	0.0	5901.5
	% Fixture	50.0	0.0	50.0
Total	Lumens	11803.0	0.0	11803.0
	% Fixture	100.0	0.0	100.0

Coefficient of Utilization

ZONAL LUMENS:

Zone	Lumens	% Fixture
0°-10°	208.3	1.8
10°-20°	666.5	5.6
20°-30°	1115.6	9.5
30°-40°	1511.3	12.8
40°-50°	1914.3	16.2
50°-60°	2391.5	20.3
60°-70°	2811.1	23.8
70°-80°	1075.4	9.1
80°-90°	109.0	0.9
90°-100°	0.0	0.0
100°-110°	0.0	0.0
110°-120°	0.0	0.0
120°-130°	0.0	0.0
130°-140°	0.0	0.0
140°-150°	0.0	0.0
150°-160°	0.0	0.0
160°-170°	0.0	0.0
170°-180°	0.0	0.0
0°-90°	11803.0	100.0
0°-180°	11803.0	100.0



REPORT NUMBER: P451598

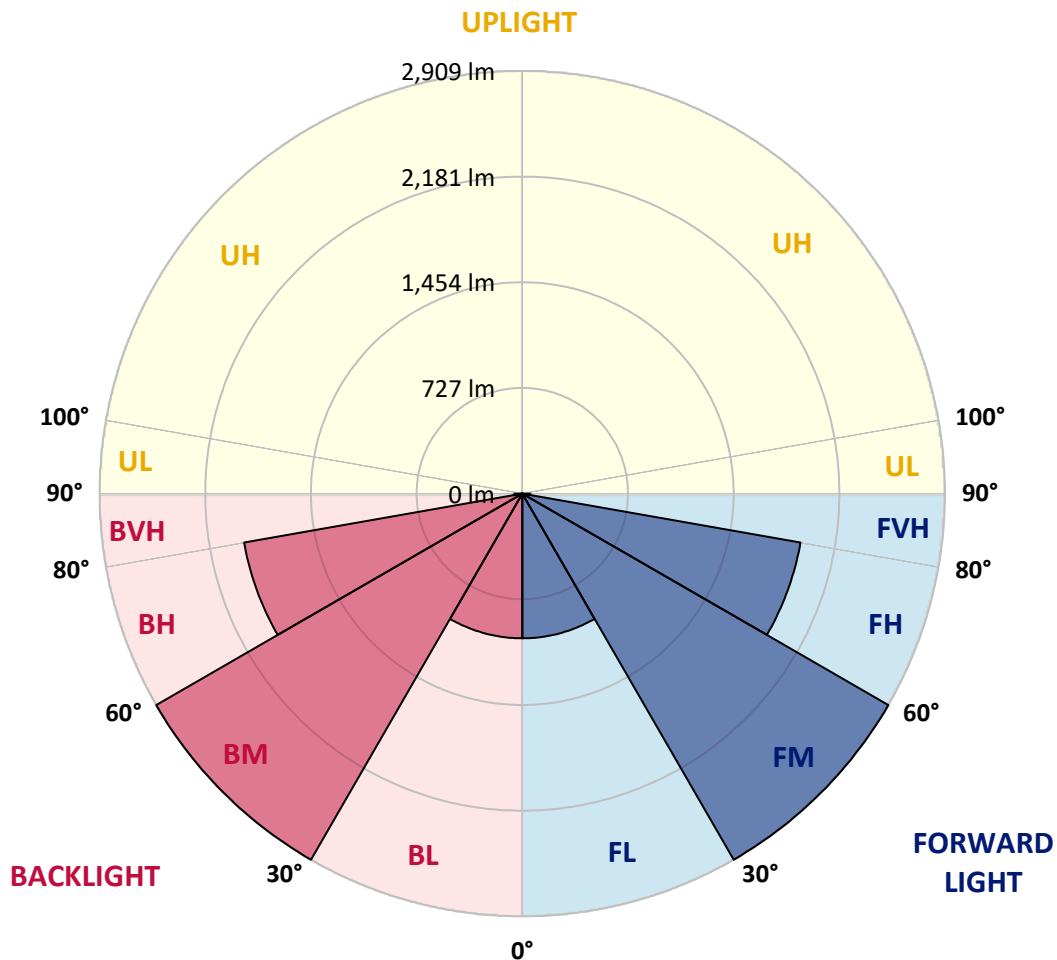
CATALOG NUMBER: GALN-SA2C-727-U-T1

LUMINAIRE CLASSIFICATION SYSTEM LUMEN TABLE AND BUG RATING:

Zone	Lumens	% Fixture	Zone Rating/Lumen Limit		
			B	U	G
FL (0°-30°)	995.2	8.4			
FM (30°-60°)	2908.6	24.6			
FH (60°-80°)	1943.2	16.5			G2/5000
FVH (80°-90°)	54.5	0.5			G1/100
BL (0°-30°)	995.2	8.4	B2/1000		
BM (30°-60°)	2908.6	24.6	B3/5000		
BH (60°-80°)	1943.2	16.5	B3/2500		G3/2500
BVH (80°-90°)	54.5	0.5			G1/100
UL (90°-100°)	0.0	0.0		U0/0	
UH (100°-180°)	0.0	0.0		U0/0	

BUG Rating: B3-U0-G3

Type I Short





REPORT NUMBER: P451598
 CATALOG NUMBER: GALN-SA2C-727-U-T1

CANDELA DISTRIBUTION (FULL):

	0°	5°	15°	25°	35°	45°	55°	65°	75°	85°	90°
0°	2089.5	2089.5	2089.5	2089.5	2089.5	2089.5	2089.5	2089.5	2089.5	2089.5	2089.5
2.5°	2116.3	2115.0	2115.6	2115.0	2116.9	2115.6	2107.8	2101.3	2096.0	2096.7	2094.7
5°	2161.4	2162.0	2162.7	2159.4	2164.0	2161.4	2149.0	2138.5	2128.1	2124.1	2122.8
7.5°	2198.6	2201.9	2203.9	2207.1	2215.0	2215.0	2208.5	2193.4	2170.5	2157.5	2156.8
10°	2235.9	2238.5	2244.4	2254.9	2267.9	2280.3	2277.7	2257.5	2228.1	2205.8	2200.6
12.5°	2249.0	2252.2	2271.8	2301.9	2331.3	2355.5	2355.5	2339.2	2301.3	2267.3	2257.5
15°	2203.2	2209.1	2244.4	2308.4	2385.6	2438.5	2450.3	2427.4	2386.9	2334.6	2322.8
17.5°	2112.4	2126.8	2178.4	2273.2	2401.3	2511.1	2545.0	2533.9	2481.6	2415.0	2401.3
20°	2015.0	2030.7	2085.6	2211.1	2388.2	2553.5	2652.2	2654.8	2590.1	2493.4	2473.2
22.5°	1907.8	1919.6	1990.2	2137.2	2349.0	2563.3	2744.4	2789.5	2701.9	2571.8	2543.1
25°	1787.5	1800.6	1874.5	2033.3	2275.1	2552.2	2828.7	2928.0	2818.9	2655.5	2618.9
27.5°	1672.5	1677.7	1756.8	1918.3	2177.7	2523.5	2890.8	3055.5	2948.3	2724.8	2678.4
30°	1562.1	1574.5	1644.4	1803.9	2066.0	2467.3	2944.4	3200.6	3087.5	2797.3	2737.9
32.5°	1445.1	1460.1	1535.9	1697.3	1954.2	2383.0	2977.1	3359.4	3281.6	2915.0	2851.6
35°	1332.7	1342.5	1418.9	1575.8	1845.1	2284.9	2982.9	3538.5	3532.0	3093.4	3009.1
37.5°	1217.6	1232.0	1309.1	1459.4	1729.4	2181.0	2953.5	3728.7	3833.9	3341.1	3250.3
40°	1107.2	1119.6	1195.4	1347.0	1598.0	2054.2	2883.6	3902.5	4186.2	3596.0	3467.2
42.5°	986.9	990.2	1073.2	1227.4	1469.3	1907.1	2782.9	4057.4	4579.0	3937.8	3777.7
45°	850.3	858.8	935.9	1087.6	1321.5	1742.4	2646.3	4185.5	5077.0	4411.7	4193.4
47.5°	713.7	720.9	791.5	941.2	1160.1	1553.6	2435.9	4297.9	5588.1	5013.6	4727.4
50°	580.4	584.3	641.8	774.5	978.4	1354.9	2175.1	4333.9	6165.9	5865.9	5500.5
52.5°	458.8	464.7	508.5	612.4	784.3	1120.2	1893.4	4245.0	6840.4	6876.3	6361.3
55°	371.9	373.8	406.5	483.0	613.1	874.5	1553.6	3997.3	7565.9	8171.1	7514.2
57.5°	320.3	321.6	339.9	382.3	471.9	659.5	1205.2	3528.7	8217.5	9688.0	8843.6
60°	290.8	291.5	302.0	326.8	373.8	505.9	863.4	2867.3	8860.6	11376.2	10495.9
62.5°	272.5	272.5	279.7	293.5	316.3	388.2	625.5	2068.6	9301.1	13089.3	12532.4
65°	254.9	254.9	260.1	269.9	282.3	317.6	462.1	1349.0	9290.0	14337.0	14580.7
67.5°	234.6	234.6	238.6	248.4	255.6	273.2	356.9	883.6	8344.9	14309.5	15698.4
70°	210.5	210.5	215.7	224.2	230.1	241.2	281.7	604.6	6130.6	12218.0	13961.1
72.5°	186.3	186.9	190.2	198.7	203.3	209.8	234.0	423.5	3760.7	8319.4	9761.9
75°	159.5	160.8	164.0	172.5	176.5	179.1	197.4	302.0	1902.6	4485.5	5107.1
77.5°	128.8	131.4	133.3	142.5	145.1	149.0	162.7	218.3	835.3	1611.7	1626.1
80°	94.1	97.4	103.3	111.8	113.7	116.3	124.2	154.9	378.4	735.9	799.3
82.5°	69.3	73.9	66.7	77.8	77.8	74.5	87.6	103.9	173.9	728.7	871.9
85°	37.9	38.6	34.6	39.9	42.5	41.8	46.4	51.0	84.3	486.3	501.3
87.5°	9.2	9.8	10.5	12.4	15.0	15.0	16.3	14.4	27.5	157.5	90.2
90°	0.0	0.0	0.0	0.0	0.0	0.0	0.0	0.0	0.0	0.0	0.0

(END OF REPORT)